

**Light efficiency:**

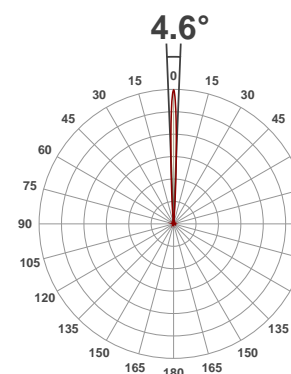
**8 Lumen/Watt**

**Light quality:**

**CRI: 0.0**

**Color temperature:**

**0 K**



**Product name:**

**ZCL 360 Bar**

**Test:**

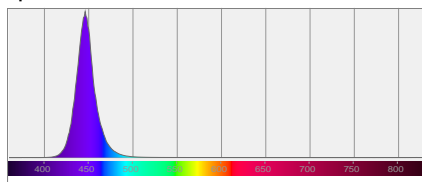
**Zoom In Blue**

**Date:**

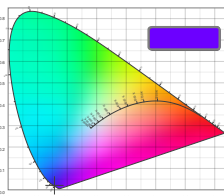
**7/10/2017**

**Output: 1133 lm Power consumption: 140 W Peak: 43004 cd**

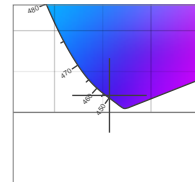
**Spectral distribution**




**Color coordinates**



**Zoom color point**

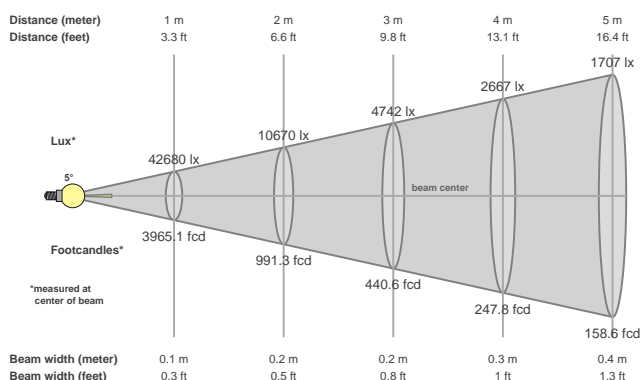


**CRI R values**



Color temperature	Color rendering index	Red component	Color fidelity	Color gamut	Color quality scale	Color coordinate cie 1931	Color coordinate cie 1931	Color coordinate	Color coordinate	Color divition from black body
CCT	CRI	CRI R9	TM30 Rf	TM30 Rg	CQS	x	y	u	v	Δuv
0 K	0.0	0.0	0.0	0.0	0.0	0.157	0.021	0.214	0.042	n/a

**Beam details**



**Beam angles**

Beam angle 50%	Field angle 10%	Cutoff angle 2,5%
4.6°	8.8°	12.9°

**Beam intensities**

Peak intensity	Int. ratio in 120° cone	Int. ratio in 90° cone
43004 cd	0.6%	0.5%

**Power**

Power	Power factor	Power frequency
140 W	0.98	60 Hz

Nominal voltage	Voltage	Current
230 V	112 V	1.27 A

**Beam intensities from 1-20m**

1m	2m	3m	4m	5m	6m	7m	8m	9m	10m	11m	12m	13m	14m	15m	16m	17m	18m	19m	20m
3.3ft	6.6ft	9.8ft	13.1ft	16.4ft	19.7ft	23ft	26.2ft	29.5ft	32.8ft	36.1ft	39.4ft	42.7ft	45.9ft	49.2ft	52.5ft	55.8ft	59.1ft	62.3ft	65.6ft
42680lx	10670lx	4742lx	2667lx	1707lx	1186lx	871lx	667lx	527lx	427lx	353lx	296lx	253lx	218lx	190lx	167lx	148lx	132lx	118lx	107lx
3965.1fcd	991.3fcd	440.6fcd	247.8fcd	158.6fcd	110.1fcd	80.9fcd	62fcd	49fcd	39.7fcd	32.8fcd	27.5fcd	23.5fcd	20.2fcd	17.6fcd	15.5fcd	13.7fcd	12.2fcd	11fcd	9.9fcd